



Screeno® Line Composite

Privacy solutions

A modular, effective and environmental friendly solution which creates immediate privacy on a newly installed or already existing 3D panels


Colours available

Screeno Line Composite slats are available in Anthracite, Sand and Light Grey. The Aluminium profiles which are delivered in the complete KIT have the following RAL colours.



Anthracite Composite

Alu profiles in RAL 7016S



Sand Composite

Alu profiles in RAL 1001S



Light Grey Composite

Alu profiles in RAL 7039S



BENEFITS

Decorative

Decorative & stylish privacy solution, available in a wide range of different colours and heights.

Compatibility

Screeno Line Composite privacy slats can be combined with all Betafence Bekafor Classic & Nylofor 3D (+) / Pro / XL / 3D Essential / 3D Extreme / 3D Light panels (50 mm mesh)

Easy installation

The Screeno Line Composite privacy system can be easily installed on an existing or new fence. No specific tools or machinery are needed for the installation.

Guarantee

The quality of the composite privacy and aluminum profiles is guaranteed for a period of 10 years. Please refer to our guarantee page on Betafence websites.


Environmentally Friendly

The composite slats are made out of natural materials and recycled plastics. This means the environmental impact is very low & after use, the materials can be recycled.

Applications



Functionalities



Screeno Line Composite

Screeno Line Composite privacy slats are standard, stock items available in 3 colours: Anthracite / Light Grey / Sand colour.

Compatible with 2.5 metre wide panels:

- Nylofor 3D (+) / Pro / 3D Extreme
- Nylofor 3D Essential
- Nylofor 3D Light

* the slats can easily fit a 2M or 3M wide panel by increasing or reducing the number of Screeno Line Composite kits used.

Installation

The horizontal and vertical slats slide easily in the panels. The vertical slats can be easily fixed to the bottom of the panel using the Aluminum bottom profile in the kit.

The specific shape of the horizontal nose profile allows the Screeno Line Composite slats to be installed with the different panel types.

An Aluminum Top profiles ensures a perfect & aesthatically pleasing finish.

Colours

Screeno Line Composite slats are available in Anthracite, Sand and Light Grey. The Aluminium profiles which are delivered in the complete KIT will have a different colour depending on your slat colour. Check below our colours combination.



Anthracite Composite

Alu profiles in RAL 7016S



Sand Composite

Alu profiles in RAL 1001S



Light Grey Composite

Alu profiles in RAL 7039S

Material

Extruded Wood Plastic Composite (WPC) slats with a specific formulation to ensure high quality, UV resistant slats. The horizontal profiles are made out of aluminum and then powder coated with a high quality polyester powder.


Available Kits Heights

103 / 123 / 153 / 173 / 193 / 203 cm

Packaging

Each set contains all the necessary elements to create privacy on a complete 2.5 metre width panel:


- The vertical slats are to be inserted in the panel in a vertical way (including 2 smaller slats which are to be used at each end of the panel)



- Trapezium nose profiles in x2 pieces, to be inserted in the horizontal "3D" panel noses



- Aluminum bottom profile x2 to secure the vertical composite slats



- An aluminum top profile x2 for a perfect finish

Warning:

The privacy slats will impact the windload that the fence can bear.

When adding privacy slats to a fence, please pay careful attention to the type of fence post installed, the structure, and the location of the fence in order to mitigate any possible damage caused by the change in windload.

Contact us for more information.

Europe
Blokkestraat 34b
B-8550 Zwevegem
Tel: B: +32 56 73 46 46

USA
3309 SW Interstate 45
Ennis, TX 75119
Tel: +1 972 878 7000

Middle East
P.O. Box 293517 DAFZA, Building E 5,
Block A 8th Floor, Office 802
Tel: +971 04 6091122

Africa
B10, Bergriver Business Park
Paarl, 7646
Tel: +27 021 868 7300